




INTERIOR LAMPS & SCENE LIGHTS

www.ledautolamps-uk.com





Contact us:

Tel: +44 (0)121 313 2222

Fax: +44 (0)121 313 2272

Email: sales@ledautolamps-uk.com


Trading hours: Mon–Fri, 8:30–17:00 (UK)

LED Autolamps Europe LLP
Unit 8J, Maybrook Business Park
Minworth, Sutton Coldfield
B76 1AL, United Kingdom

COMPLETE VEHICLE LIGHTING SOLUTIONS



REAR LAMPS & MARKER LAMPS



WORK LAMPS



EMERGENCY & WARNING LIGHTING



CABLE HARNESS SYSTEMS

We are proud to offer the most comprehensive range of LED vehicle lighting in Europe. Suitable for all types of heavy-duty and commercial vehicles and equipment.

Completed by our ranges of Rear Lamps and Markers, Work Lamps, Emergency and Warning Lighting, and Cable Harness Systems – LED Autolamps offers a single source supply for all your CV lighting needs.

CONTACT US FOR INFORMATION ON OUR OTHER LED LIGHTING RANGES

As further testimony to our commitment in achieving excellence across all aspects of the business, LED Autolamps are certified to ISO9001:2008, the internationally recognised Quality Management Standard.

This is our guarantee to you of exceptional customer service, unrivalled technical expertise and dedicated after sales care.



www.ledautolamps-uk.com

LED AUTOLAMPS IS A LEADING MANUFACTURER OF AN EXTENSIVE RANGE OF EUROPEAN CERTIFIED COMMERCIAL VEHICLE LED LIGHTING SOLUTIONS

The company's commitment to research, development and innovative product design has firmly placed LED Autolamps as one of the industry's fastest growing companies specialising in LED commercial vehicle lighting.

Designed to serve the interior lighting needs of all types of commercial and specialist vehicles, our comprehensive LED interiors range offers 12V and 24V versatility – ranging from single LED pilot lights to 121 LED strip lamps – manufactured to the ultra high quality standards expected from all LED Autolamps products.



DELIVERING EXCELLENCE THROUGHOUT EUROPE

NEW 40 SERIES INTERIOR STRIP LAMPS

NEW



Touch sensitive on/off switch

Featuring new touch sensitive technology, for increased ease of use – local on/off function perfect for utility vehicles, mobile workshops, cabs...

or



Optional direct current connection

Bypass the local switch to connect the lamps into the vehicle's main lighting circuit



Built for durability

Made from a solid extrusion of electro-coated aluminium, these durable strip lamps are ideal for tough working environments



High Brightness

High powered LEDs offer illumination of up to 800 effective lumens, with a cool white output of 6500 Kelvin



Black, silver, graphite grey...

A choice of three housing colours allows for a greater level of design integration with your vehicle interior



40 SERIES

BLACK ALUMINIUM INTERIOR STRIP LAMPS

Voltage Range: 12V or 24V**Warranty:** 3 years

- Cool white light output; 6500 Kelvin
- Surface mounted
- Opaque lens
- Solid electro-coated aluminium housing with a tough polycarbonate lens and ABS end caps
- Low profile – only 11mm



BLACK ALUMINIUM INTERIOR STRIP LAMP WITH TOUCH SENSITIVE ON/OFF SWITCH

**40260** 12V**40260-24** 24V

Overall size: 260 x 40 x 11mm Lumens: 350lm (raw), 280lm (effective) Current Draw (13.8V / 28V): 0.48A / 0.25A LED Qty: 10

40410 12V**40410-24** 24V

Overall size: 410 x 40 x 11mm Lumens: 700lm (raw), 500lm (effective) Current Draw (13.8V / 28V): 0.92A / 0.46A LED Qty: 20

40770 12V**40770-24** 24V

Overall size: 770 x 40 x 11mm Lumens: 1400lm (raw), 800lm (effective) Current Draw (13.8V / 28V): 1.4A / 0.7A LED Qty: 40

BLACK ALUMINIUM INTERIOR STRIP LAMP DIRECT CURRENT ONLY

**40310** 12V**40310-24** 24V

Overall size: 310 x 40 x 11mm Lumens: 490lm (raw), 380lm (effective) Current Draw (13.8V / 28V): 0.59A / 0.3A LED Qty: 14

40660 12V**40660-24** 24V

Overall size: 600 x 40 x 11mm Lumens: 1050lm (raw), 625lm (effective) Current Draw (13.8V / 28V): 1.11A / 0.6A LED Qty: 30

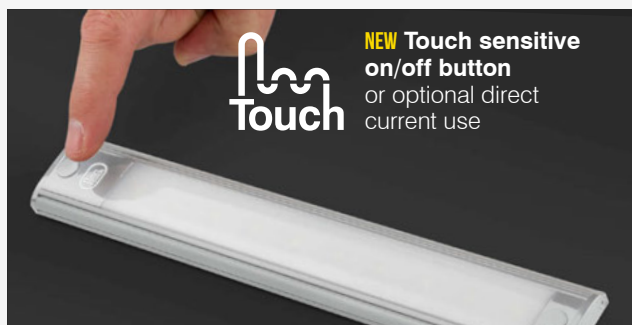


SILVER ALUMINIUM INTERIOR STRIP LAMPS

Voltage Range: 12V or 24V

Warranty: 3 years

- Cool white light output; 6500 Kelvin
- Surface mounted
- Opaque lens
- Solid electro-coated aluminium housing with a tough polycarbonate lens and ABS end caps
- Low profile – only 11mm



SILVER ALUMINIUM INTERIOR STRIP LAMP WITH TOUCH SENSITIVE ON/OFF SWITCH



direct
current
optional

40260S 12V

40260S-24 24V



Overall size: 260 x 40 x 11mm Lumens: 350lm (raw), 280lm (effective) Current Draw (13.8V / 28V): 0.48A / 0.25A LED Qty: 10

40410S 12V

40410S-24 24V



Overall size: 410 x 40 x 11mm Lumens: 700lm (raw), 500lm (effective) Current Draw (13.8V / 28V): 0.92A / 0.46A LED Qty: 20

40770S 12V

40770S-24 24V



Overall size: 770 x 40 x 11mm Lumens: 1400lm (raw), 800lm (effective) Current Draw (13.8V / 28V): 1.4A / 0.7A LED Qty: 40

SILVER ALUMINIUM INTERIOR STRIP LAMP DIRECT CURRENT ONLY

direct
current
only

40310S 12V

40310S-24 24V



Overall size: 310 x 40 x 11mm Lumens: 490lm (raw), 380lm (effective) Current Draw (13.8V / 28V): 0.59A / 0.3A LED Qty: 14

40660S 12V

40660S-24 24V



Overall size: 600 x 40 x 11mm Lumens: 1050lm (raw), 625lm (effective) Current Draw (13.8V / 28V): 1.11A / 0.6A LED Qty: 30



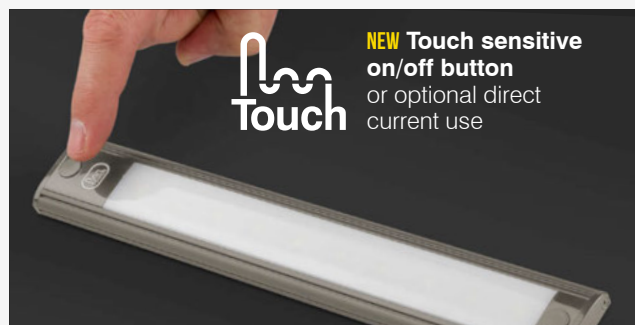
40 SERIES

GRAPHITE GREY ALUMINIUM INTERIOR STRIP LAMPS

Voltage Range: 12V or 24V

Warranty: 3 years

- Cool white light output; 6500 Kelvin
- Surface mounted
- Opaque lens
- Solid electro-coated aluminium housing with a tough polycarbonate lens and ABS end caps
- Low profile – only 11mm



GRAPHITE GREY ALUMINIUM INTERIOR STRIP LAMP WITH TOUCH SENSITIVE ON/OFF SWITCH



40260G 12V

40260G-24 24V



Overall size: 260 x 40 x 11mm Lumens: 350lm (raw), 280lm (effective) Current Draw (13.8V / 28V): 0.48A / 0.25A LED Qty: 10

40410G 12V


40410G-24 24V



Overall size: 410 x 40 x 11mm Lumens: 700lm (raw), 500lm (effective) Current Draw (13.8V / 28V): 0.92A / 0.46A LED Qty: 20

40770G 12V

40770G-24 24V



Overall size: 770 x 40 x 11mm Lumens: 1400lm (raw), 800lm (effective) Current Draw (13.8V / 28V): 1.4A / 0.7A LED Qty: 40

GRAPHITE GREY ALUMINIUM INTERIOR STRIP LAMP DIRECT CURRENT ONLY



40310G 12V

40310G-24 24V



Overall size: 310 x 40 x 11mm Lumens: 490lm (raw), 380lm (effective) Current Draw (13.8V / 28V): 0.59A / 0.3A LED Qty: 14

40660G 12V

40660G-24 24V



Overall size: 600 x 40 x 11mm Lumens: 1050lm (raw), 625lm (effective) Current Draw (13.8V / 28V): 1.11A / 0.6A LED Qty: 30



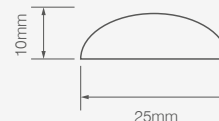

10 SERIES

WHITE INTERIOR STRIP LAMPS CLEAR LENS

Voltage Range: 12V or 24V

Warranty: 3 years

- Cool white light output
- Surface mounted
- Clear lens with white end caps
- Low-profile depth of just 10mm
- Replacement end caps available;
White: **10WB**, Chrome: **10CB**



WHITE INTERIOR STRIP LAMPS CLEAR LENS

1016-12 12V

1016-24 24V



Overall size: 100 x 25 x 10mm Lumens: 46lm (effective) Current Draw (13.8V / 28V): 0.11A / 0.05A LED Qty: 16

1031-12 12V

1031-24 24V



Overall size: 150 x 25 x 10mm Lumens: 90lm (effective) Current Draw (13.8V / 28V): 0.17A / 0.07A LED Qty: 31

1061-12 12V

1061-24 24V



Overall size: 300 x 25 x 10mm Lumens: 340lm (effective) Current Draw (13.8V / 28V): 0.31A / 0.17A LED Qty: 61

10121-12 12V

10121-24 24V



Overall size: 600 x 25 x 10mm Lumens: 670lm (effective) Current Draw (13.8V / 28V): 0.58A / 0.31A LED Qty: 121

WHITE INTERIOR STRIP LAMPS CLEAR LENS WITH ON/OFF SWITCH

1061-12SW 12V


1061-24SW 24V



Overall size: 300 x 25 x 10mm Lumens: 340lm (effective) Current Draw (13.8V / 28V): 0.31A / 0.17A LED Qty: 61

10121-12SW 12V

10121-24SW 24V



Overall size: 600 x 25 x 10mm Lumens: 670lm (effective) Current Draw (13.8V / 28V): 0.58A / 0.31A LED Qty: 121

10 SERIES


CHROME INTERIOR STRIP LAMPS OPAQUE LENS

Voltage Range: 12V or 24V

Warranty: 3 years

- Cool white light output
- Surface mounted
- Opaque lens with chrome end caps
- Low-profile depth of just 10mm
- Replacement end caps available;

White: **10WB**, Chrome: **10CB**



CHROME INTERIOR STRIP LAMPS OPAQUE LENS

1016-12 OPAQUE 12V


1016-24 OPAQUE 24V



Overall size: 100 x 25 x 10mm Lumens: 46lm (effective) Current Draw (13.8V / 28V): 0.11A / 0.05A LED Qty: 16

1031-12 OPAQUE 12V


1031-24 OPAQUE 24V



Overall size: 150 x 25 x 10mm Lumens: 90lm (effective) Current Draw (13.8V / 28V): 0.17A / 0.07A LED Qty: 31

1061-12 OPAQUE 12V

1061-24 OPAQUE 24V



Overall size: 300 x 25 x 10mm Lumens: 340lm (effective) Current Draw (13.8V / 28V): 0.31A / 0.17A LED Qty: 61

10121-12 OPAQUE 12V


10121-24 OPAQUE 24V



Overall size: 600 x 25 x 10mm Lumens: 670lm (effective) Current Draw (13.8V / 28V): 0.58A / 0.31A LED Qty: 121

Super low profile

Designed with an edge-to-edge curved lens and discreet end caps – these super slim strip lamps offer a huge amount of illumination and are ideal for many interior applications

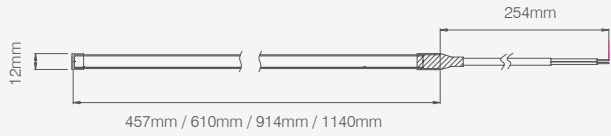


FLEXIBLE INTERIOR STRIP LAMP

NEW
Voltage Range: 12V or 24V

Warranty: 2 years

- Cool white light output
- Highly flexible clear PVC lens
- Black PCB
- Easy mounting with 3M™ adhesive backing tape
- Low profile 5mm depth
- Fully waterproof – IP67 ingress protection


FSL457W 12V

FSL500W24 24V

NEW

FSL457W: Overall size: 457mm x 12mm x 5mm Lumens: 314lm (effective) Current Draw (13.8V): 0.6A LED Qty: 27

FSL500W24: Overall size: 457mm x 12mm x 5mm Lumens: 314lm (effective) Current Draw (13.8V): 0.6A LED Qty: 27

FSL610W 12V

FSL610W24 24V

NEW

FSL610W: Overall size: 610mm x 12mm x 5mm Lumens: 418lm (effective) Current Draw (13.8V): 0.85A LED Qty: 36

FSL914W 12V

FSL914W24 24V

NEW

FSL914W: Overall size: 914mm x 12mm x 5mm Lumens: 627lm (effective) Current Draw (13.8V): 1.25A LED Qty: 54

FSL1140W 12V

FSL1200W24 24V

NEW

FSL1140W: Overall size: 1140mm x 12mm x 5mm Lumens: 800lm (effective) Current Draw (13.8V): 1.45A LED Qty: 69

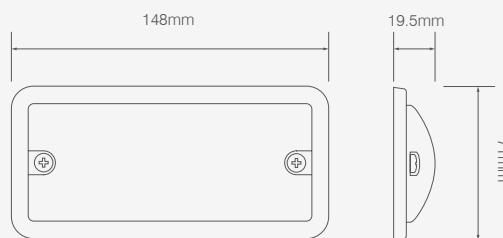
FSL1200W24: Overall size: 1140mm x 12mm x 5mm Lumens: 800lm (effective) Current Draw (13.8V): 1.45A LED Qty: 69


148 SERIES RECTANGULAR INTERIOR LAMPS


Voltage Range: 12V or 24V

Warranty: 3 years

- Rectangular surface mount lamp
- Dome shaped lens
- 120° light spread
- Lumens: 675lm raw, 185lm effective
- Low current draw
- Choice of housing colours



Overall Size: 148 x 71 x 19.5mm Cable Length: 200mm
Current Draw (13.8V / 28V): 0.17A / 0.08A



WHITE HOUSING

148WW12 12V LED Qty: 15
148WW24 24V LED Qty: 14

GREY HOUSING

148GW12 12V LED Qty: 15
148GW24 24V LED Qty: 14

BLACK HOUSING

148BW12 12V LED Qty: 15
148BW24 24V LED Qty: 14

Domed lens

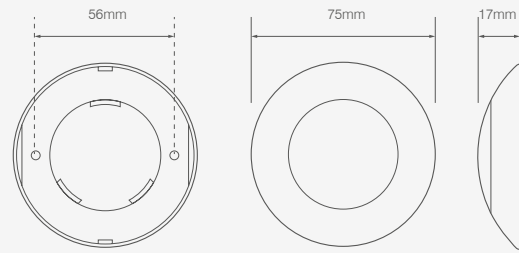
curved lens shape producing
a light spread of 120°



Surface mounted
simple surface fixing with
two screws (included)

7524 & 7530 SERIES**75MM ROUND INTERIOR LAMPS****Voltage Range:** 12V or 24V**Warranty:** 3 years

- Cool white light output
- Available in a choice of bezel colours
- Attractive domed design
- Opaque lens version available
- **7524** Lumens: 96lm raw, 75lm effective
- **7530** Lumens: 120lm raw, 90lm effective



Overall Size: Ø75 x 17mm Cable Length: 400mm
 Current Draw (13.8V / 28V): 0.24A / 0.13A

**CLEAR LENS WHITE BEZEL****7524W** 12V LED Qty: 24**7530W** 24V LED Qty: 30**CLEAR LENS CHROME BEZEL****7524C** 12V LED Qty: 24**7530C** 24V LED Qty: 30**CLEAR LENS GOLD BEZEL****7524G** 12V LED Qty: 24**7530G** 24V LED Qty: 30**OPAQUE LENS CHROME BEZEL****7524 OPAQUE** 12V LED Qty: 24**7530 OPAQUE** 24V LED Qty: 30**High brightness**

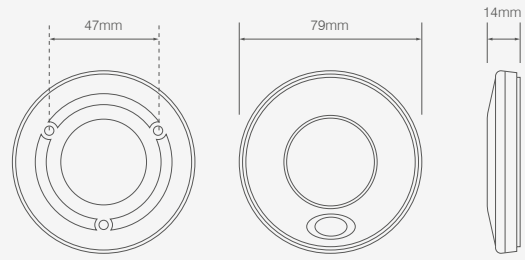
cool white light output
 with 70° light spread



Voltage Range: 12V or 24V

Warranty: 2 years

- Warm white light output
- On/off push button, illuminated red for 'night-time' use
- Available in a choice of bezel colours
- low-profile, surface mounted design
- **12V Lumens:** 240lm raw, 70lm effective
- **24V Lumens:** 280lm raw, 82lm effective



Overall Size: Ø79 x 14mm Cable Length: 400mm
Current Draw (13.8V / 28V): 0.09A / 0.04A



CLEAR LENS WHITE BEZEL

79WWR12 12V LED Qty: 6
79WWR24 24V LED Qty: 7



CLEAR LENS CHROME BEZEL

79CWR12 12V LED Qty: 6
79CWR24 24V LED Qty: 7



CLEAR LENS BLACK BEZEL

79BWR12 12V LED Qty: 6
79BWR24 24V LED Qty: 7



CLEAR LENS SILVER BEZEL

79SWR12 12V LED Qty: 6
79SWR24 24V LED Qty: 7



CLEAR LENS GOLD BEZEL

79GWR12 12V LED Qty: 6
79GWR24 24V LED Qty: 7

79MM ROUND INTERIOR LAMPS WITH ILLUMINATED ON/OFF SWITCH – 79 SERIES

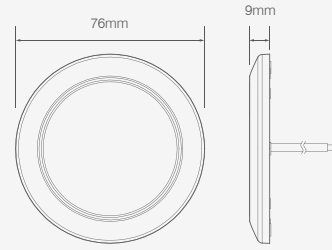
7515 SERIES

LOW PROFILE ROUND INTERIOR LAMPS

Voltage Range: 12V or 24V

Warranty: 3 years

- Low profile – only 9mm
- LED Qty: 15
- Available with a choice of white or chrome bezel
- Light output: cool; 6500 Kelvin, warm; 3000 Kelvin
- Lumens, cool white: 230lm raw, 180lm effective
- Lumens, warm white: 220lm raw, 170lm effective



Overall Size: Ø76 x 9mm Cable Length: 200mm
Current Draw (13.8V): 0.27A



WHITE BEZEL

7515W Cool White – 12V

7515W24 Cool White – 24V **NEW**

7515W-WW Warm White – 12V

CHROME BEZEL

7515C Cool White

7515C24 Cool White – 24V **NEW**

7515C-WW Warm White – 12V



Super low profile

These discreet surface mounted interior lamps protrude only 9mm from the vehicle body



Cool or warm

Each lamp contains 15x high-brightness LEDs, with a choice of cool white or warm white light output

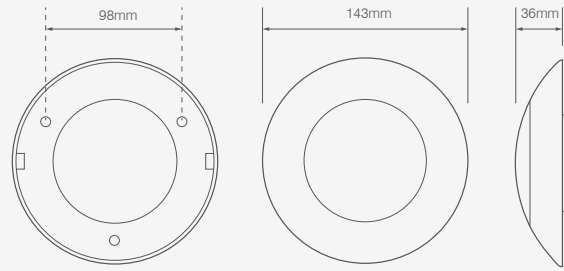
143 SERIES

LARGE ROUND INTERIOR LAMPS

Voltage Range: 12V or 24V

Warranty: 3 years

- Cool white light output
- LED Qty: 120
- Available in a choice of bezel colours
- Available with or without on/door/off switch
- Lumens: 480lm raw, 380lm effective
- Low current draw



Overall Size: Ø143 x 36mm Cable Length: 400mm
Current Draw (13.8V / 28V): 0.44A / 0.28A



WHITE BEZEL WITH ON/DOOR/OFF SWITCH

143ILW12 12V

143ILW24 24V

CHROME BEZEL WITH ON/DOOR/OFF SWITCH

143ILC12 12V

143ILC24 24V

BLACK BEZEL WITH ON/DOOR/OFF SWITCH

143ILB12 12V

143ILB24 24V



WHITE BEZEL

143120W12 12V

143120W24 24V

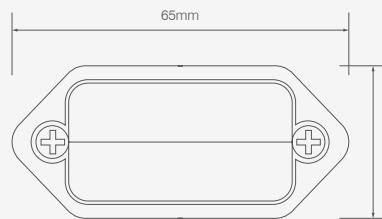
CHROME BEZEL

143120C12 12V

143120C24 24V

6505 SERIES**COLOURED STEP / COURTESY LAMPS****Voltage Range:** 12/24V multivolt**Warranty:** 3 years

- Choice of coloured lens/light outputs
- LED Qty: 5
- Durable steel housing
- Shock, water & dust proof – IP67
- Surface mounted
- Replacement black housing available; **6505B**



Overall Size: 65 x 30 x 24mm Cable Length: 300mm
 Current Draw (13.8V / 28V): 0.03 / 0.04A

**WHITE****6505WM****SOFT WHITE / IVORY****6505IM****GREEN****6505GM****BLUE****6505BM****RED****6505RM****6434 SERIES****COURTESY LAMPS****Voltage Range:** 12/24V multivolt**Warranty:** 5 years

- White light output
- LED Qty: 3
- Surface mounted
- Available with a choice of black or chrome steel housing
- IP67 ingress protection

**WHITE WITH BLACK HOUSING****6434BWM****WHITE WITH CHROME HOUSING****6434CWM**

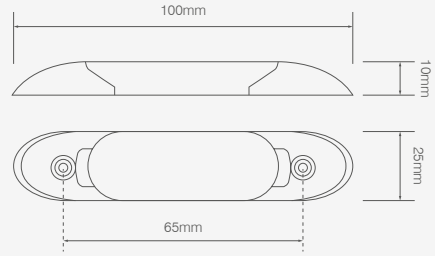
Overall Size: 65 x 30 x 24mm Cable Length: 140mm Current Draw (13.8V / 28V): 0.02 / 0.03A

68 SERIES COLOURED STEP / COURTESY LAMPS

Voltage Range: 12V only

Warranty: 3 years

- Choice of coloured lens/light outputs
 - LED Qty: 16
 - Discreet low profile design – only 10mm
 - Comes with chrome end caps
 - Replacement end caps available;
- White: **10WB**, Chrome: **10CB**




Overall Size: 100 x 25 x 10mm Cable Length: 200mm
Current Draw (13.8V): 0.58A




WHITE
68W




SOFT WHITE / IVORY
68I




GREEN
68G



BLUE
68B



RED
68R

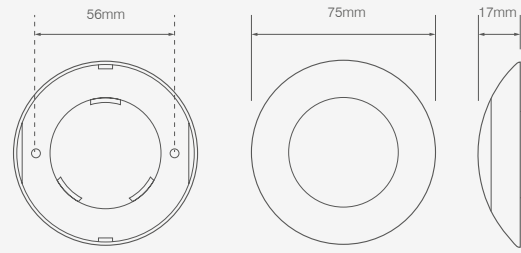


COLOURED STEP / COURTESY LAMPS – 68 SERIES



75 SERIES**COLOURED INTERIOR LAMPS****Voltage Range:** 12V only**Warranty:** 3 years

- Choice of coloured lens/light outputs
 - LED Qty: 4
 - Surface mounted – attractive domed design
 - IP67 ingress protection – interior or exterior use
 - Replacement bezels available;
- White: **75W**, Chrome: **75C**, Gold: **75G**



Overall Size: Ø75 x 17mm Cable Length: 400mm
Current Draw (13.8V): 0.06A



**SOFT WHITE / IVORY LENS
CHROME BEZEL**

75CLI

GREEN LENS CHROME BEZEL

75CLG

BLUE LENS CHROME BEZEL

75CLB

RED LENS CHROME BEZEL

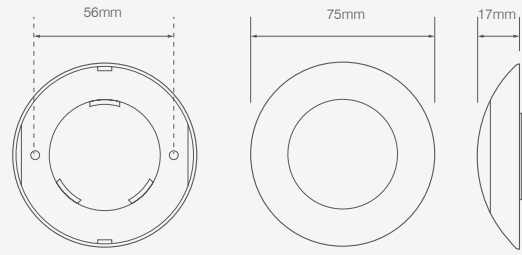
75CLR

7524 SERIES COLOURED INTERIOR LAMPS

Voltage Range: 12V only

Warranty: 3 years

- Choice of coloured light outputs
 - LED Qty: 24
 - Surface mounted – attractive domed design
 - Low current draw
 - Replacement bezels available;
- White: **75W**, Chrome: **75C**, Gold: **75G**



Overall Size: Ø75 x 17mm Cable Length: 400mm
Current Draw (13.8V / 28V): Blue: 0.2A, Red: 0.15A



DUAL-COLOUR* BLUE & WHITE LED
7524WB



DUAL-COLOUR* RED & WHITE LED
7524WR



RED LED ROUND LAMP
7524RW White Bezel
7524RC Chrome Bezel

**Dual-colours illuminate simultaneously*

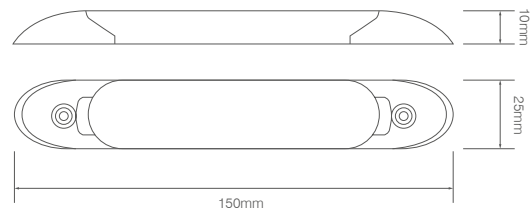
10 SERIES RED STRIP LAMP

Voltage Range: 12V only

Warranty: 3 years

- Red light output
 - LED Qty: 31
 - Comes with white end caps
 - Low-profile depth of just 10mm
 - Replacement end caps available;
- White: **10WB**, Chrome: **10CB**

RED STRIP LAMP
1031R12

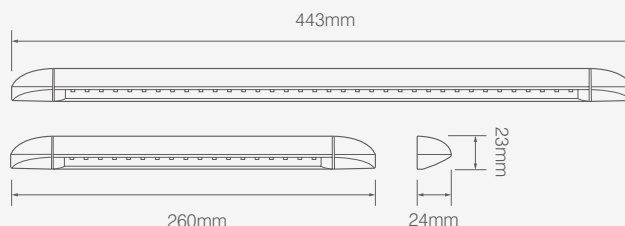


Overall Size: 150 x 25 x 10mm Cable Length: 100mm
Current Draw (13.8V): 0.17A

Voltage Range: 12V or 24V

Warranty: 3 years

- Warm white light output (3000K)
- Surface mounted
- Interior or exterior use – IP67 ingress protection
- Durable aluminium housing
- Clear silicon lens
- Low-profile depth of only 24mm



Cable Length: 200mm

SILVER AWNING / SCENE LAMP

23260 12V


23260-24 24V



Overall size: 260mm x 23mm x 24mm Lumens: 240lm (effective), 320lm (raw) Lux value @ 1m (12V / 24V): 80lx / 73lx
Current Draw (13.8V / 28V): 0.38A / 0.14A LED Qty: 18

23450 12V

23450-24 24V



Overall size: 443mm x 23mm x 24mm Lumens: 500lm (effective), 650lm (raw) Lux value @ 1m (12V / 24V): 165lx / 160lx
Current Draw (13.8V / 28V): 0.74A / 0.27A LED Qty: 36

BLACK AWNING / SCENE LAMP

23260BLK 12V

23260BLK-24 24V



Overall size: 260mm x 23mm x 24mm Lumens: 185lm (effective), 320lm (raw) Lux value @ 1m (12V / 24V): 80lx / 73lx
Current Draw (13.8V / 28V): 0.38A / 0.16A LED Qty: 18

23450BLK 12V

23450BLK-24 24V



Overall size: 443mm x 23mm x 24mm Lumens: 385lm (effective), 650lm (raw) Lux value @ 1m (12V / 24V): 165lx / 160lx
Current Draw (13.8V / 28V): 0.74A / 0.32A LED Qty: 36

Low Profile

Protrudes only 24mm from the vehicle body

Exterior grade – IP67



Potted silicon lens

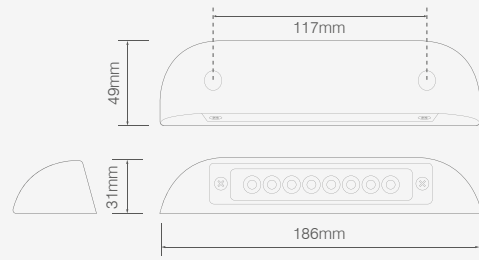
60° light spread

186 SERIES DOOR ENTRY SCENE LAMPS

Voltage Range: 12V only

Warranty: 3 years

- Choice of warm (3000K) or cool (6000K) white light output
- LED Qty: 8
- 120° light spread
- Interior or exterior use – IP67 ingress protection
- Lumens, cool white: 240lm raw, 180lm effective
- Lumens, warm white: 210lm raw, 160lm effective



Overall Size: 186 x 49 x 31mm Cable Length: 400mm
Current Draw (13.8V): 0.22A

DOOR ENTRY SCENE LAMP WARM WHITE

186WW



DOOR ENTRY SCENE LAMP COOL WHITE

186WC



**Sleek and
compact design**

Ideal for caravans,
motorhomes, horseboxes...

380 SERIES**DOOR ENTRY SCENE LAMPS****Voltage Range:** 12V or 24V**Warranty:** 5 years

- Housing and lamp sold separately
- LED Qty: 18
- Cool white light output
- Interior or exterior use
- Lumens: 90lm raw, 70lm effective
- IP67 ingress protection



Overall Size: 430 x 35 x 35mm Cable Length: 400mm
 Current Draw (13.8V / 28V): 0.14A / 0.09A

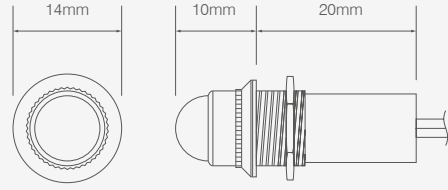
WHITE ILLUMINATION SCENE LAMP Lamp module only (*housing sold separately*)**380W12** 12V**380W24** 24V**DOOR ENTRY SCENE LAMP HOUSING – WHITE** Housing only (*lamp module sold separately*)**380ELWB****DOOR ENTRY SCENE LAMP HOUSING – CHROME** Housing only (*lamp module sold separately*)**380ELCB**

PL SERIES PILOT LIGHTS

Voltage Range: 12V or 24V

Warranty: 5 years

- Bright LED status lights for dashboards and control panels
- LED Qty: 1
- Available in a range of colours
- Stainless steel housing
- Comes with 400mm hard-wired cable



Overall Size: Ø15 x 30mm, Cut Out Size: Ø12mm
 Cable Length: 400mm
 Current Draw (13.8V / 28V): 0.01A / 0.01A



WHITE

PLW12 12V
PLW24 24V



AMBER

PLA12 12V
PLA24 24V



RED

PLR12 12V
PLR24 24V




GREEN

PLG12 12V
PLG24 24V



BLUE

PLB12 12V
PLB24 24V



actual size



Stockist

LED Autolamps Europe LLP
Unit 8J, Maybrook Business Park
Minworth, Sutton Coldfield
B76 1AL, United Kingdom

T +44 (0)121 313 2222
F +44 (0)121 313 2272
E enquiries@ledautolamps-uk.com
W www.ledautolamps-uk.com